

Mozaïk Parent Portal : New !

This new communication platform between the school and the home replaces the Edu-group portal.

You will find all the information you need to follow your child's academic progress: absences, newsletters, finances, school messages and more!

Easier to view, Mozaïk parent portal is also accessible on mobile devices, but it would be better to use a desktop computer or laptop to create your account or register, the portal is currently compatible with *MS-Edge*, *Google Chrome*, *Firefox* and *Safari (on Mac OS)*.

Step one: create an account or resume an existing one

Even if you already have an account on the Edu-group Portal, you must create a new one on Mozaïk.

However, if you have **already created an account or used this portal the previous year**, you will have to use the same one to log in and then go to section 8. If you have forgotten your password, click on “[Forgot your password?](#)” link to reset it.

1. Go to Mozaïk parent portal

Type in your browser's address: <https://portailparents.ca/>

In this window, click on **En** to switch to an English interface then on « **Log in** » button.



2. Click on « Create your account »



Access to parents

Before connecting, make sure that your school subscribes to the service.

[Connection help](#)

Sign in with your social media account

[f Facebook](#) [in LinkedIn](#)

[Microsoft](#) [G+ Google](#)

OR

Sign in with your Mozaïk account

Email Address

Password

[Forgot your password?](#)

[Log in](#)

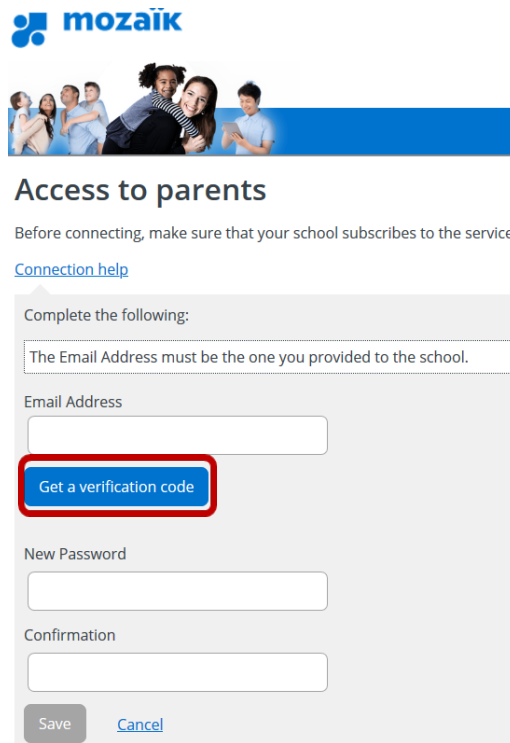
Don't have an account?
[Create your account](#)

N.B : We advise you to see the video at « [Connection help](#) ».
(<https://portailparents.ca/accueil/en/aide.htm>)

3. Type in your email address

In the Email Address field, enter the email address you gave to the school. It is a mandatory requirement to create your account and link to the file(s) of your child(ren). If you have not provided an email address, or have forgotten it, contact your school's office.

4. Click on « Get a verification code »



mozaïk

Access to parents

Before connecting, make sure that your school subscribes to the service.

[Connection help](#)

Complete the following:

The Email Address must be the one you provided to the school.

Email Address

Get a verification code

New Password

Confirmation

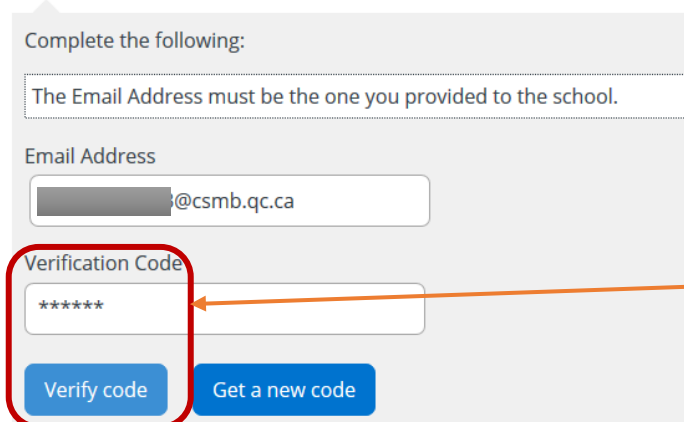
Save [Cancel](#)

5. The verification code will be sent to your email inbox

Access to parents

Before connecting, make sure that your school subscribes to the service.

[Connection help](#)



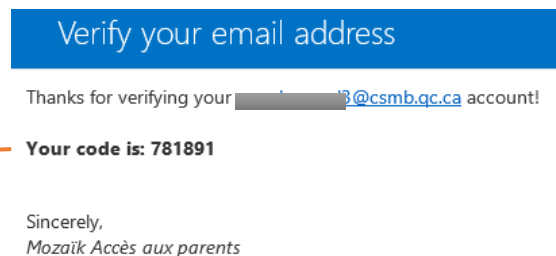
Complete the following:

The Email Address must be the one you provided to the school.

Email Address

Verification Code

Verify code **Get a new code**



Watch for its arrival without closing Mozaik page. **On a mobile device, be careful to keep the portal window opened in the background when you open a page or another Mail application to read your email.**

- 6. Type in the code and click on « Verify code »**
- 7. Type in the personal password from 8 to 16 characters**

Repeat the password in « Confirmation » and Save it.

New Password

Confirmation

[Cancel](#)

8. Access now to Mozaïk parent portal

Fill up the form and click on « Save »

Link My Child to My Account

Please fill out the form below to get access to your child's school information.

I received a PIN from the school institution no

The Id. Number should not be used if you switch the NIP button

My child attends a private institution no

School Board

Select a school board

*Start typing **mar** to find CS Marguerite-Bourgeoys then select it by a click.*

Child's Last Name

Child's First Name

Date of Birth

Day Month Year

Id. Number or Permanent Code

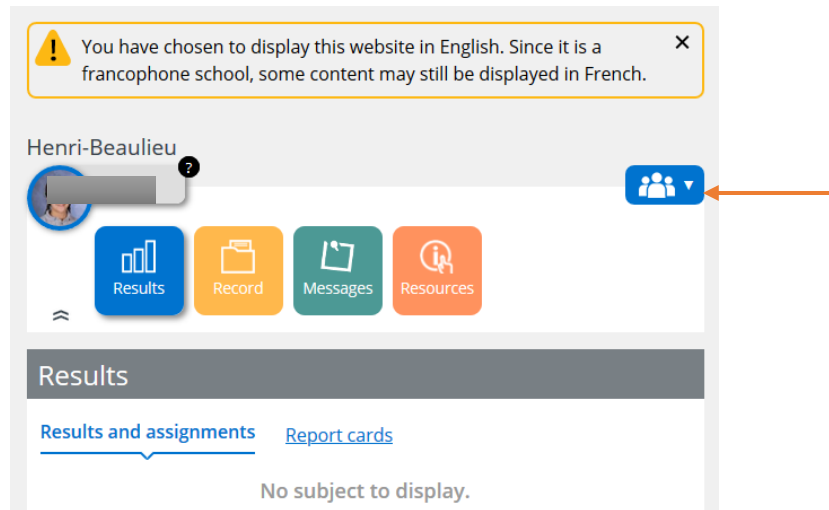
You can find the Id. number or permanent code on your elementary student's ballot and student card or secondary school schedule.

My Email

@csmb.qc.ca

[Back to Parent Portal without saving](#)

- a) **If you click on I received a PIN from the school, YES will be visible, you will need to contact your school to get a PIN code (the code is different for every child's respondent) and type it in the field, then select the School Board before saving.**
- b) **You can fill out the form for another child or start browsing Mozaik parent portal**



For your questions, please contact the school.